



Wall Tile / Revestimiento CARRARA 60 X 120 REC. NPLUS
Floor Tile / Pavimento WINDSOR BLACK 60 X 120 REC. NPLUS



CARRARA
 60 X 120 / 24" X 48" REC. X
 60 X 120 / 24" X 48" REC. LAP.
 60 X 120 / 24" X 48" REC. NPLUS
N13A2
N13B2
N13C2



CARRARA
 90 X 90 / 36" X 36" REC. X
 90 X 90 / 36" X 36" REC. LAP.
 90 X 90 / 36" X 36" REC. NPLUS
N9A2
N9B2
N9C2




60 X 120 / 24" X 48" **12 PIECES / 12 PIEZAS**
 90 X 90 / 36" X 36" **12 PIECES / 12 PIEZAS**

TECHNICAL FEATURES — CARACTERÍSTICAS TÉCNICAS

PORCELAIN TILES / FLOOR TILES / WALL TILES / MATT / GLASS / POLISHED / LAPATTO / RECTIFIED / DISTORTION VI / GRAPHIC VARIATION
 PORCELÁNICO / PAVIMENTO / REVESTIMIENTO / MATE / VÍDRIO / POLIDO / LAPATTO / RECTIFICADO / DISTORSIÓN VI / VARIACIÓN GRÁFICA

PACKING LIST — LISTA DE EMBALAJE

FORMED	PCS	kg	m ²	CMS	m ²	kg	CMS	m ²	kg
60 X 120	2	30.10	1.43	40	64.51	1.480	53	47.29	992
90 X 90	2	37.38	1.61	40	64.51	1.480	53	47.29	992




Floor Tile / Pavimento CARRARA 90 X 90 REC. LAP

90°



Floor Tile / Pavingstone CARRARA 90 X 90 REC. 1PLUS



Wall Tile / Revestimiento CARRARA MATT 31,6 X 90 REC. – CARRARA PRISMA MATT 31,6 X 90 REC. – CARRARA LEAVES WHITE MATT 31,6 X 90 REC.
Floor Tile / Paving CARRARA 60 X 60 REC.



31,6 X 90 / 12" X 36" 20 PIECES / 20 PIEZAS

TECHNICAL FEATURES — CARACTERÍSTICAS TÉCNICAS

- WHITE BODY / PASTA BLANCA
- WALL TILES / REVESTIMIENTO
- MATT / MATE
- GLOSS / BRILLO
- RECTIFIED / RECTIFICADO
- DESTONIFIED V1 / DESTONIFICADO V1
- GRAPHIC VARIATION / VARIACIÓN GRÁFICA

PACKING LIST — LISTA DE EMBALAJE

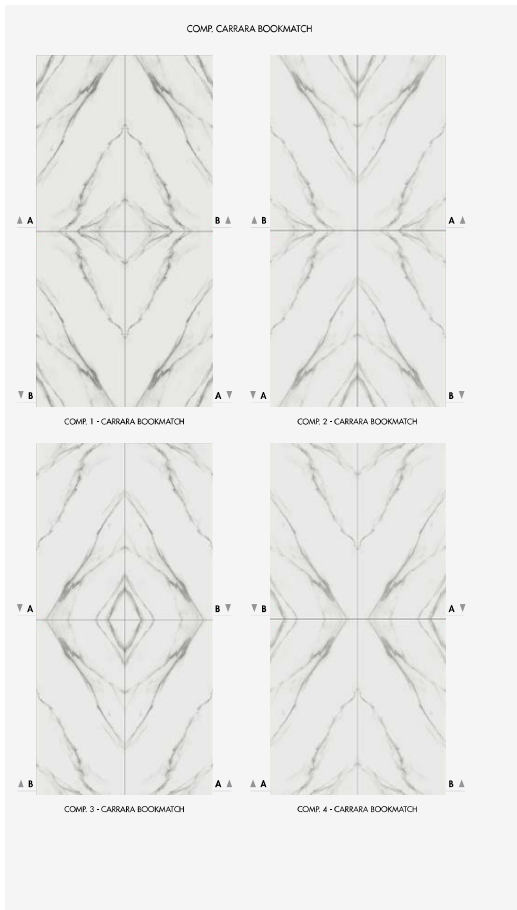
FORMADO	# TILES	Kg	m ²	CMS BORDO	m ²	Gg	CMS BORDO	m ²	Kg
31,6 X 90	4	19,60	1,14	48	24,00	941			



DECOR: CARRARA A
60 X 120 / 24" X 48" REC. NPLUS
N13C4



DECOR: CARRARA B
60 X 120 / 24" X 48" REC. NPLUS
N13C4



Floor Tile / Paving: DECOR: CARRARA A 60 X 120 REC. NPLUS - DECOR: CARRARA B 60 X 120 REC. NPLUS