



Rovere Desert

● 30x180	Rec.	M139	017.229.0364.09741	
● 25x150	Rec.	M96	017.285.0364.09741	
● 20x120	Rec.	M73	017.871.0364.09741	
● 20x120	Ext. Rec.	M73	017.871.0364.12104	
● 15x90		M59	015.116.0364.09741	
● 8x44,2		M70	015.681.0364.09741	
● 8x40		M106	015.223.0364.09741	
● 19,8x22,8		M70	015.292.0364.09741	



Rovere Honey

● 30x180	Rec.	M139	017.229.0358.09741	
● 25x150	Rec.	M96	017.285.0358.09741	
● 20x120	Rec.	M73	017.871.0358.09741	
● 20x120	Ext. Rec.	M73	017.871.0358.12104	
● 15x90		M59	015.116.0358.09741	
● 8x44,2		M70	015.681.0358.09741	
● 8x40		M106	015.223.0358.09741	
● 19,8x22,8		M70	015.292.0358.09741	



Rovere Bark

● 30x180	Rec.	M139	017.229.0476.09741	
● 25x150	Rec.	M96	017.285.0476.09741	
● 20x120	Rec.	M73	017.871.0476.09741	
● 20x120	Ext. Rec.	M73	017.871.0476.12104	
● 15x90		M59	015.116.0476.09741	
● 8x44,2		M70	015.681.0476.09741	
● 8x40		M106	015.223.0476.09741	
● 19,8x22,8		M70	015.292.0476.09741	



Rovere Brown

● 30x180	Rec.	M139	017.229.0109.09741	
● 25x150	Rec.	M96	017.285.0109.09741	
● 20x120	Rec.	M73	017.871.0109.09741	
● 20x120	Ext. Rec.	M73	017.871.0109.12104	
● 15x90		M59	015.116.0109.09741	
● 8x44,2		M70	015.681.0109.09741	
● 8x40		M106	015.223.0109.09741	
● 19,8x22,8		M70	015.292.0109.09741	



Peldaño Extrusionado Rovere

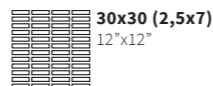
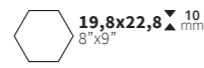

● Desert	32x120	Rec.	P331	041.421.0364.09741	
● Bark	32x120	Rec.	P331	041.421.0476.09741	
● Honey	32x120	Rec.	P331	041.421.0358.09741	
● Brown	32x120	Rec.	P331	041.421.0109.09741	

Pd. Ag. Ángulo Remate Rovere

● Desert	3x32	Rec.	P45	041.881.0364.09741	
● Bark	3x32	Rec.	P45	041.881.0476.09741	
● Honey	3x32	Rec.	P45	041.881.0358.09741	
● Brown	3x32	Rec.	P45	041.881.0109.09741	

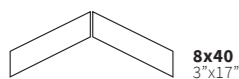


Formatos / Sizes / Formats



Malla Rovere 30x30 (2,5x7)

● Desert	P38	025.618.0364.09741	
● Bark	P38	025.618.0476.09741	
● Honey	P38	025.618.0358.09741	
● Brown	P38	025.618.0109.09741	



Piezas especiales / Special pieces / Pièces especiales

Consultar en página / Consult on page / Consulter en page: 314

*Peldaño Gradone	*Ángulo Gradone	*Peldaño Ranurado	*Ángulo Ranurado	*Peld. Extrusionado	*Tapa remate	*Rodapié C/Romo

Empaquetado / Packaging / Emballage

Formato	pz/cj	m ² /cj	cj/pl	m ² /pl	kg/cj	kg/pl
30x180	3	1.62	30	48.60	45.00	1,410.00
25x150	4	1.50	40	60.00	35.00	1,430.00
20x120	6	1.44	44	63.36	32.20	1,436.80
15x90	8	1.08	56	60.48	22.50	1,282.00
8x44,2	30	1.06	65	68.90	18.60	1,229.00
8x40	30	0.96	65	62.40	16.63	1,100.95
19,8x22,8	24	0.84	48	40.32	18.00	884.00
32x120	2	-	-	-	22.00	-
3x32	37	-	-	-	6.29	-