


VITACER

FORMATOS
SIZES - FORMATS




PT



60X120 CM RC
23,6"X47,2"

WHITE - VM0R21
GREY - VM2R21
ANTHRACITE - VM5R21
SAND - VM0R21



60X60 CM RC
23,6"X23,6"

WHITE - VPR202
GREY - VPR202
ANTHRACITE - VPR202
SAND - VPR202




60X60 CM RC - 20 MM
23,6"X23,6"

WHITE
GREY
ANTHRACITE
SAND



30X60 CM
11,8"X23,6"

WHITE - VP0102
GREY - VP0102
ANTHRACITE - VP0102
SAND - VP0102



100X100 CM RC
39,3"X39,3"

WHITE - VM0R31
GREY - VM2R31
ANTHRACITE - VM5R31
SAND - VM0R31



45X45 CM
17,7"X17,7"

WHITE - VP0002
GREY - VP0002
ANTHRACITE - VP0002
SAND - VP0002



30X30 CM (5X5)
11,8"X11,8"

WHITE
GREY
ANTHRACITE
SAND

1-3
DISPONIBLE BAJO PEDIDO
AVAILABLE ON REQUEST
DISPONIBILITÉ SUR COMMANDE




1
RODAPIÉ
SKIRTING
PLINTHE



2
PELDAÑO
STEP
NEZ DE
MARCHÉ



WB




33,3X90 CM RC
13"X35,4"

WHITE - VRB103
GREY - VRB103
SAND - VRB103



33,3X90 CM RC DEC
13"X35,4"

WHITE - VRB105
GREY - VRB105
SAND - VRB105



33,3X90 CM RC DEC
13"X35,4"

VILLAGE COLD
VILLAGE WARM

VITACER

CARACTERÍSTICAS TÉCNICAS
TECHNICAL FEATURES · CARACTÉRISTIQUES TECHNIQUES

DEFINICIÓN TYPOLOGY · TYPOLOGIE	NORMA REGULATION	VALOR PRESCRITO REQUIRED STANDARDS	METRON
PORCELÁNICO ESMALTADO GLAZED PROCELAIN TILES · GRES CERÁME EMAILÉ	UNE-EN 14411 ISO 13006	AA<0,5%	Bla
CARACTERÍSTICAS TÉCNICAS TECHNICAL SPECIFICATION · SPÉCIFICATIONS TECHNIQUES	NORMA REGULATION	VALOR PRESCRITO REQUIRED STANDARDS	METRON
ABSORCIÓN DE AGUA · WATER ABSORTION	UNE-EN-ISO 10545 - 3	E<0,5%	CUMPLE · ACCOMPLISH
ABRASIÓN SUPERFICIAL · SURFACE ABRASION	UNE EN ISO 10545 - 7	PEI	PEI III / IV
RESISTENCIA AL CUARTEO · CRACKING RESISTANCE	UNE EN ISO 10545 - 11	ENSAYO · TEST	CUMPLE · ACCOMPLISH
RESISTENCIA AL HIELO · FROST RESISTENCE	UNE EN ISO 10545 - 12	R	CUMPLE · ACCOMPLISH
RESISTENCIA A ÁCIDOS · ACID RESISTANCE	UNE EN ISO 10545 - 13	GHA	CUMPLE · ACCOMPLISH
RESISTENCIA A BASES · ALKALINE RESISTANCE	UNE EN ISO 10545 - 13	GHA	CUMPLE · ACCOMPLISH
RESISTENCIA A MANCHAS · STAIN RESISTANCE	UNE EN ISO 10545 - 14	5	CUMPLE · ACCOMPLISH
RESISTENCIA AL RAYADO · HARDNESS	EN 101	5-8	CUMPLE · ACCOMPLISH

EMBALAJE Y PESO
PACKING & WEIGHT · EMBALLAGE ET POIDS

FORMATOS SIZE · TAILLES	ESPESOR (MM)	PZAS/ C/	M/ C/	KG/ C/	EUROPALET													
					PZAS/ M²	KG/ M²	ALTURA	PLANOS	PZAS/ PAL	CJAS /PAL	M/ PAL	KG/ PAL	MEDIDA PAL.					
100X100 RECT. (99,5X99,5)	10,0	2	1,98	42,50	1,005	21,46	109	1	56	24	47,52	1.040,00	100x120					
60X120 RECT. (59,5X120)	10,0	2	1,428	30,25	1,40	21,18	73	1	80	40	57,12	1.230,00	100x120					
60X60 RECT. (59,5X59,5)	9,8	4	1,4161	28,47	2,82	20,11	73	1	144	36	50,98	1.045,00	80x120					
60X60 (20 MM) RECT. (59,5X59,5)	20,0	2	0,7080	28,47	1,41	40,21	73	1	72	36	25,49	1.045,00	80x120					
45X45	9,0	7	1,42	25,10	4,93	17,67	103	2	364	52	73,84	1.325,00	80x120					
30X60	8,7	7	1,26	22,92	5,56	18,19	73	2	336	48	60,48	1.120,00	80x120					
33,3x90 RECT.	10,5	4	1,1988	21,80	3,33	18,18	80	2	200	50	59,94	1.110,00	92X120					

ICONOGRAFÍA
ICONS · ICONOGRAPHIE



PAVIMENTO
FLOOR TILES
REVÊTEMENT
SOL



REVESTIMIENTO
WALL TILES
FAÏENCE



MATE
MATT
MAT



PORCELÁNICO
PORCELAIN TILE
CÉRAME



PASTA BLANCA
WHITE BODY
PÂTE BLANCHE



RELIEVE
RELIEF
STRUCTURÉ



MOSAICO
MOSAIC
MOSAÏQUE



MASA COLOREADA
COLOR BODY
PÂTE COLORÉE



ESPESOR
THICKNESS
ÉPAISSEUR



CEMENTO
CONCRETE
CIMENT



SMOOTH
& GRIP

TÉCNICA QUE OFRECE UN ACABADO SEDOSO PARA EL INTERIOR CON LAS CARACTERÍSTICAS TÉCNICAS PROPIAS DE UN CTE3/R11 PARA EXTERIORES. TECHNIQUE THAT OFFERS A SILKY FINISH FOR THE INTERIOR WITH THE TECHNICAL CHARACTERISTICS OF A CTE3 / R11 FOR EXTERIORS.

www.vitacer.es

Camino viejo
Vila-real - Onda, nº30
12540 Vila-real
Castellón - SPAIN
Tel. 0034 964 915 151

SMOOTH GRIP

WHITE · GREY · ANTHRACITE · SAND

METRON

VITACER



SMOOTH GRIP

METRON
PORCELAIN TILE & WHITE BODY

SAND 100X100 CM RC

VITACER



SMOOTH GRIP

METRON

PORCELAIN TILE & WHITE BODY

WHITE 33,3X90 CM RC DEC - WHITE 33,3X90 CM RC - GREY 45X45 CM RC

METRON WHITE

100X100 CM RC
60X120 CM RC
60X60 CM RC
60X60 CM RC 20 MM
45X45 CM
30X60 CM
33,3X90 CM RC

METRON GREY

100X100 CM RC
60X120 CM RC
60X60 CM RC
60X60 CM RC 20 MM
45X45 CM
30X60 CM
33,3X90 CM RC

METRON ANTHRACITE

100X100 CM RC
60X120 CM RC
60X60 CM RC
60X60 CM RC 20 MM
45X45 CM
30X60 CM


METRON SAND

100X100 CM RC
60X120 CM RC
60X60 CM RC
60X60 CM RC 20 MM
45X45 CM
30X60 CM
33,3X90 CM RC

SMOOTH GRIP

VITACER

DESARROLLO GRÁFICO
GRAPHIC DEVELOPMENT · DÉVELOPPEMENT DU DESIGN



60X120 CM RC
GREY


PIEZAS CON RELIEVE
RELIEF PIECES · PIÈCES DE SECOURS



33,3X90 CM RC DEC
WHITE



33,3X90 CM RC DEC
GREY



33,3X90 CM RC DEC
SAND



33,3X90 CM RC DEC
VILLAGE COLD



33,3X90 CM RC DEC
VILLAGE WARM